

BRONTE CREEK CARRIAGE HOUSE SERIES


KANATA COLLECTION™



Canadian Made Insulated Residential Garage Doors.

The Bronte Creek series in the Kanata Collection combines the classic beauty of a carriage house door and the durability of a steel door. These polyurethane foam-in-place insulated doors ensure consistent density and significant panel strength. With a 1-3/4" thickness, an R-Value of 16.3 and offered in a variety of colors and window options, the Bronte Creek series epitomizes the Canadian landscape - ageless, beautiful and strong.

EXTERNAL HARDWARE



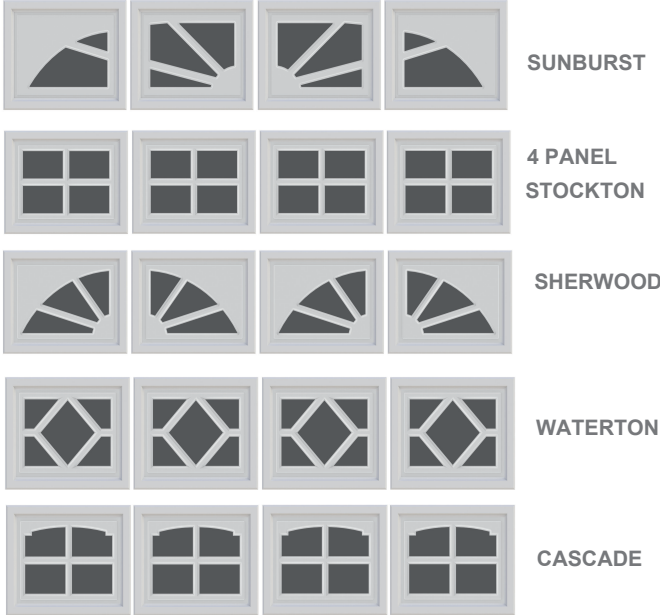
THE CHOICE IS YOURS:

- High-quality, versatile and eco-friendly.
- With a built-in thermal break, this door is suitable for both cold and warm climates.
- A multiple of glazing window and insert options add value to any home.
- Available in long and short carriage house designs.


CALL 416-635-5500 OR VISIT ALTWOODDOORS.COM



SHORT PANEL WINDOW INSERTS



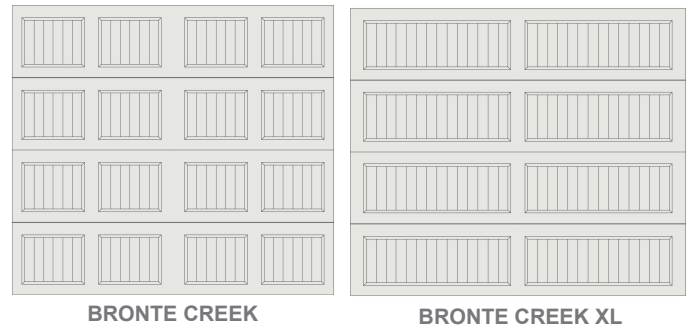
LONG PANEL WINDOW INSERTS



PRODUCT SELECTION GUIDE & SPECIFICATIONS

EXTERIOR/INTERIOR STEEL BACK-SHEET	26-GAUGE, PEBBL EMBOSSED
HORIZONTAL REINFORCEMENT STRIP	26-GAUGE (2 PER PANEL)
MAXIMUM STANDARD WIDTH	16" 0 (5.49M)
MAXIMUM STANDARD HEIGHT	3" (76MM) (INCREMENTS)
SECTION HEIGHT	16", 21", & 24" (457, 533, & 510MM)
WARRANTY	LIMITED LIFETIME <small>SEE WARRANTY SHEET</small>
STANDARD RADIUS	15"

PANEL CHOICES



COLOUR CHOICES



Actual door colour will vary from colour renditions